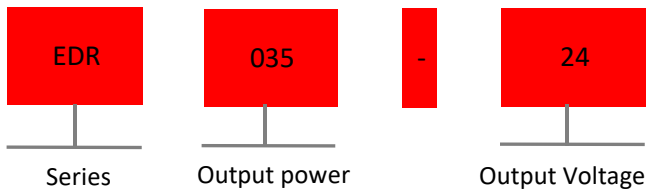




▲ Features

- TS35 DIN rail installation
- Compact size, easy installation with accessory
- Compliance to ROHS certificate
- Power On LED indicator
- Protections: short circuit/overload/over voltage
- Compact size/High efficiency/High reliable
- 100% full load burn -in test
- 3 years warranty

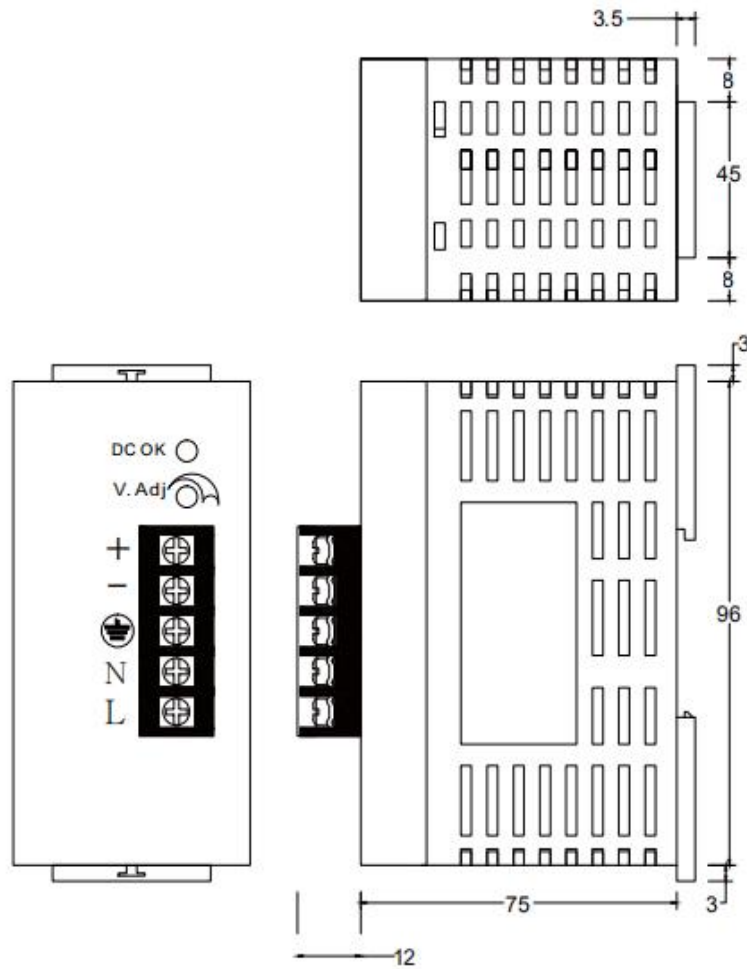
▲ Model encoding



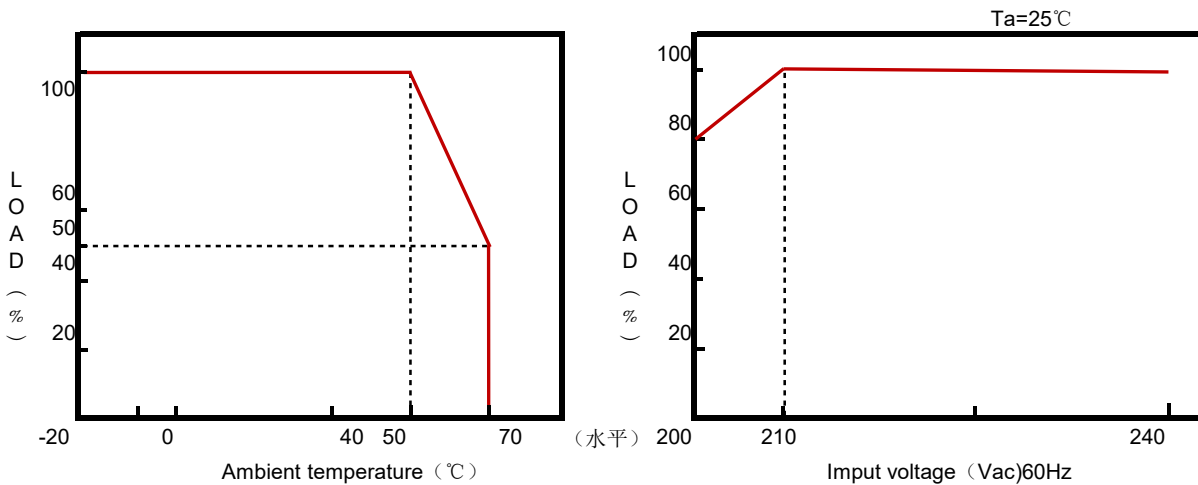
Specification

Input			
Voltage range	200~240VAC/280~370VDC		
AC current	1A Max. Vi=200~240VAC		
Frequency	47~63Hz		
Inrush current (max)	45A/230VAC		
Output			
Rated voltage	12V	24V	
Efficiency(Typ)	85%	85%	
Voltage ADJ.range	±10%		
Rated Current (A)	2.9A	1.5A	
Rated power(W)	34.8W	36W	
Ripple & noise(max) Note.2	150mVp-p	150mVp-p	
Voltage tolerance Note.3	±1%	±1%	
Line regulation	±1%	±1%	
Load regulation	±1%	±1%	
Setup, rise time Note.4	1000ms 10ms/230VAC		
Hold up time	30ms/230VAC		
Status indicator	Green LED		
Protection			
Overload	150%-250% of rated output power		
	Protection mode: Hiccup mode, recovers automatically after fault condition is removed		
Over voltage(V)	28.5~35V		
	Protection type: Hiccup, recovers automatically after fault condition is removed		
Safety and EMC			
Withstand voltage	I/P-O/P:3KVAC I/P-FG:1.5KVAC O/P-FG:0.5KVAC		
Isolation resistance	I/P-O/P,I/P-FG,O/P-FG:100M Ohms/500VDC/25℃/70% RH		
Safety standards	Design refer to EN IEC 62368-1、GB 4943.1		
EMC Emission	Parameter	Standard	Test level
	Conducted	EN 55032	Class A
	Radiated	EN 55032	Class A
	Voltage Flicker	EN 61000-3-3	Design refer to Class A
	Harmonic Current	EN IEC 61000-3-2	Design refer to Class A
EMC Immunity	Parameter	Standard	Test level
	ESD	EN 61000-4-2	Level 3 8KV air
	Radiated Susceptibility	EN 61000-4-3	Level 2 3V/m
	EFT/Burest	EN 61000-4-4	Level 3 2KV
	Surge	EN 61000-4-5	Level 3 2KV/L-N;Level3 4kV/L-N-FG
	Conucted	EN 61000-4-6	Level 2 3V/m
	Magnetic Field	EN 61000-4-8	Level 2 3A/m
Voltage Dips and interruptions	EN 61000-4-11	> 95% dip 0.5 periods, 30% dip 25 periods, > 95% interruptions 250 periods	
Environment			
Operating temperature	- 20~+70℃ (Refer to derating curve)		
Storage temperature	- 20~+85℃		
Storage humidity	5-95%		
Vibration	10-500Hz,2G 10Min/1 cycle, period for 60 min. each along X, Y, Z axes		
Others			
MTBF	≥270K hrs,MIL-HBDK-217F(25℃)		
Installation	Panel mounting or DIN rail mounting with accessory		
Protection class	IP20		
Weight	0.23Kg		
Dimension	96*45*75mm(H*W*D)		
Data	Description	Model	
	EDR 34.8W 2.9A/12V	EDR035-12	
	EDR 36W 1.5A/24V	EDR035-24	

Installation instruction



Derating curve



- Note**
1. All paramets are measured at 230VAC input, rated load at 25°C of ambient temp. if not special mentioned
 2. Ripple & noise are measured at 20MHZ of bandwidth by using a 12"twisted pair-wire terminated with a 0.1uf & 47uf parallel capacitor.
 3. Tolerance:includes set up tolerance,line regulation and load regulation.
 4. Line regulation is measured from low voltage to high voltage at rated load
 5. Load regulation is measured from 0% to 100% rated load.
 6. According to the requirements of GB4943.1,the power supply is only used under altitude of 2000M and non-tropical climates